



Courses

Job Guarantee

Social Profiles

Placement Records


Resources

SQL Compiler

Enquiry Now

Power BI Course in Chennai

Unlock your data analytics career with the Power BI Course in Chennai at Whalecourse, designed to help you master data visualization and business intelligence skills. Learn through online and offline training with hands-on projects, real-time datasets, and expert-led instruction. Build job-ready expertise and step into high-demand Power BI roles with Whalecourse's career-focused learning approach.



Want No Coding IT Jobs in 90 Days ?

Want No Coding IT Jobs in 90 Days ?

Join Now

Get Started

3 Month Duration

No Coding

Any Degree

100% Placement

No IT Experience

High Paid Job

Any Graduation Year



About the Power BI Course

This Power BI course is designed to give you practical mastery of data analytics through structured lessons, hands-on practice, and real business scenarios. You'll learn what today's companies expect—data modeling, dashboards, DAX, and reporting. Guided by industry experts from whalecourse, this program equips you with job-ready skills to grow faster in the analytics field.

Student Enrollment Overview

48

Students Enrolled

27

Placed Student

0+

Years of Experience

0.1 LPA

Average Starting Salary

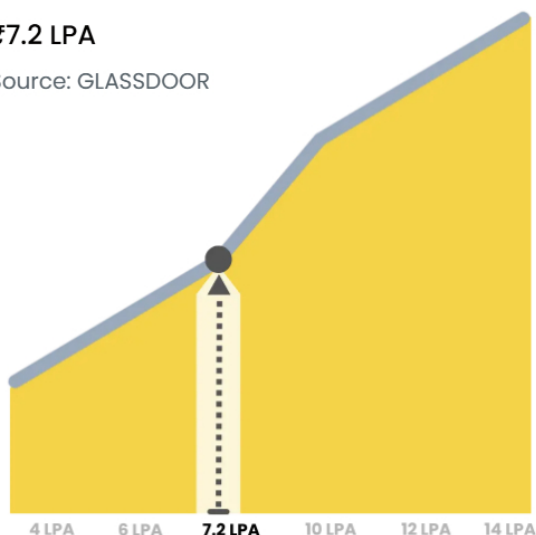
Power BI Course: Why Are They in High Demand?

Power BI course is in **high demand** as companies rapidly shift toward data-driven decision-making. Businesses need professionals who can analyze data, build dashboards, and deliver insights that improve performance. Power BI skills help learners secure high-growth roles in the expanding analytics industry.

Average Power BI Analyst Salary (India)

₹7.2 LPA

Source: GLASSDOOR



Rapid Adoption of Business Intelligence Tools

38%

Research reports show that India's Business Intelligence (BI) market is growing at ~38% annually, driven by digital transformation, cloud adoption, and rising demand for real-time analytics.



Cross-Industry Demand for Power BI Skills

56%

Hiring for Power BI roles has risen ~56% in the past 5 years, with strong demand across major industries.



Target Students

Who is this for ?

This Power BI course from whalecourse is designed for students, professionals, and career switchers who want to build strong data visualization and analytics skills. Whether you're aiming to upgrade your career, transition into analytics, or enhance decision-making with powerful dashboards, this program equips you with job-ready expertise.

Students & Freshers

Job Seekers

Working Professionals

Business Analysts

IT & Software Professionals

Business Leaders

Managers & Team Leads

Finance Professionals

Data Enthusiasts

Placement Support

Job Roles in Power BI

Our Power BI course includes dedicated placement support to help you secure top roles in the analytics and business intelligence domain. With job-ready training and hands-on project experience, you can confidently explore high-growth Power BI positions such as Developer, Analyst, BI Specialist, and Reporting Expert.

Power BI Developer

Power BI Analyst

Business Intelligence Analyst

Data Analyst

Business Analyst

BI Developer

Data Visualization Specialist

Reporting Analyst


Analytics Consultant

Our Students in Leading Companies



Essential Power BI Tools

Master the **essential Power BI tools** used by top data professionals to analyze, model, and visualize business data with precision. Gain hands-on experience with **Power BI Desktop, Power Query, DAX, Power BI Service**, and advanced reporting features to accelerate your career in business intelligence and analytics.



Structured Course

Power BI Course Content

Our Power BI course is designed to provide a complete understanding of data visualization, modeling, and reporting, equipping learners with hands-on skills to excel in real-world analytics and business intelligence projects.

Power BI Syllabus

1. Introduction to Power BI
2. Installing Power BI
3. Understanding Data Types
4. Data Modeling Techniques
5. DAX (Data Analysis Expressions) Functions
 - ✓ Aggregation & Grouping: Perform Sum, Average, Count operations
6. Power Query Editor
 - ✓ Data Connectivity: Import data from multiple sources including files and databases
 - Data Transformation: Rename columns, change data types, remove duplicates, filter and sort data, merge tables, pivot/unpivot datasets
 - ✓ Error Handling: Detect and correct issues in data

- ✓ Date & Time Functions: Use Today, Year, DateAdd for time-based calculations
- ✓ Logical Functions: Apply IF, AND, OR, NOT for conditional logic
- ✓ Filter Functions: Use Filter, All to refine datasets
- ✓ Statistical Functions: Max, Min, Median for data insights
- ✓ Text Functions: Manipulate text with Concatenate, Left, Right, Mid
- Information Functions: Understand ColumnName,
- ✓ Columns, DataTable, ISBLANK, ISCOLUMN, ISERROR, ISEEMPTY
- ✓ Time Intelligence Functions: Analyze data over time periods effectively
- ✓ Loading Data: Efficiently load transformed data into Power BI
- 7. Column Tracking
- 8. Split & Select Columns
- 9. Join, Extract, and Format Data
- 10. Advanced Query Operations
- 11. Power BI Visualization
- 12. Dashboards & Formatting
- 13. Power BI Service

[Download Syllabus](#)

SQL Syllabus

1. Introduction to SQL
2. Installing SQL Tools
3. Creating Databases and Tables
4. Understanding Data Types
5. SQL Operators
6. Case Manipulation Functions
7. Character Manipulation Functions
8. Other Essential Functions
9. Aggregate and Grouping Functions
10. Analytical Functions
11. SQL Commands: Data Definition, Data Manipulation, Transaction Control, Data Query Language (DQL) Commands
12. Joins: INNER, LEFT, RIGHT, FULL, CROSS
13. Constraints: NOT NULL, PRIMARY KEY, UNIQUE, FOREIGN KEY, DEFAULT, INDEX, CHECK
14. Set Operators: UNION, UNION ALL, MINUS, INTERSECT
15. Views and Materialized Views
16. Sub-Queries
17. Pseudo Columns: ROWID, ROWNUM, LEVEL, CONNECT_BY_ISLEAF, SYS_GUID()

[Download Syllabus](#)

Python Syllabus

1. Introduction to Python
2. Installing Python and Tools
3. Compilation vs Interpretation
4. First Basic Program: "Hello World"
5. Variables in Python
6. Data Types
7. Operators in Python
8. Functions and Methods
9. Conditional Statements: if, if-else, elif
10. Loops: while, for
11. Data Structures: List, Tuple, Set, Dictionary
12. Iteration Tools: map, filter
13. Regular Expressions
14. Packages, Modules, and PIP
15. Exception Handling
16. Object-Oriented Programming (OOP)
 - ✓ Classes and Objects
 - ✓ Constructor
 - ✓ Attributes and Methods
 - ✓ Inheritance
 - ✓ Encapsulation
 - ✓ Polymorphism
17. Anonymous Functions (Lambda)
18. Python Libraries: NumPy, Pandas, Matplotlib
19. Generators and Closures

[Download Syllabus](#)

Power Automate Syllabus

1. Automate Emails to Gmail with OneDrive Attachments
2. Automate Group Creation via Microsoft Forms
3. Send Automatic Birthday and Wedding Greetings

4. Configure Power BI Alert Notifications to Teams and Outlook
5. Automatic Dataset Refresh
6. Support Team Assistance for Troubleshooting

[Download Syllabus](#)

Power Apps Syllabus

1. Introduction to Power Apps
2. Installing Power Apps
3. Getting Started with Developer Environment
4. Understanding Variables
5. Working with Collections
 - ✓ Creating, Accessing, Manipulating, Iterating, Clearing
6. Creating Automated Emails for Birthdays and Components
 - ✓ Canvas Apps
 - ✓ Model-Driven Apps
 - ✓ Data Sources
 - ✓ Controls
 - ✓ Expressions
 - ✓ Screens
 - ✓ Data Integration
7. Dynamic Assignment
 - ✓ Using formulas, variables, collections, contextual information, controls, and properties
 - ✓ Responding to user interactions


8. Power Apps Functions
 - ✓ Data, Control, Math, Text, Logical, Date & Time, Input & Interaction
9. Using Formulas
 - ✓ onselect, onclick, Upper, Lower, Proper, Launch, Navigation
10. Building Canvas Apps with SQL & SharePoint
11. Data Validation Using SQL & SharePoint
12. Creating Apps Using Forms and Galleries
13. CRUD Operations
 - ✓ Create, Read, Update, Delete
14. Building Cascading Dropdowns
15. Integrating Power BI with Power Apps
 - ✓ Creating Power BI Reports
 - ✓ Publishing Reports to Power BI Service
 - ✓ Generating Embed Code
 - ✓ Embedding Power BI Reports in Power Apps
 - ✓ Configuring Interactivity
 - ✓ Testing and Publishing

[Download Syllabus](#)


100% Placement Support



Build a Winning Resume




Mock Interviews



Industry Networking



Personalized Mentorship



Expert Trainers with Industry Experience

Learn from our expert Power BI trainers who bring real-world industry experience and practical analytics knowledge to every session. With their guidance, you'll master hands-on dashboard building, data modeling, and reporting—gaining the confidence and skills needed to excel in today's growing analytics industry.



Completely Beginner-Friendly Power BI Course







No Prior Knowledge is Required

This course is designed for absolute beginners in Power BI! You don't need any prior experience—just the interest to learn. Our step-by-step training helps you understand data modeling, visualization, and business intelligence concepts, giving you the confidence to work with real-world dashboards and reports.

[Access Combo Course](#)

Job-Ready Power BI Program

Our Job-Ready Power BI Program equips you with the in-demand skills top employers look for. You'll learn to analyze data, build powerful dashboards, and deliver actionable insights—helping you grow confidently in today's data-driven career landscape.

-  Career Guidance
-  Flexible Timing
-  Realtime Projects
-  Placement Support
-  Expert Trainers
-  Live Classes

Highly Practical

What You'll Learn ?

- ✓ Learn to analyze, visualize, and interpret data using Power BI.
- ✓ Clean, transform, and model data using Power Query and Power BI Desktop.
- ✓ Build interactive dashboards and reports for real business insights.
- ✓ Master DAX formulas, data modeling, and performance best practices.
- ✓ Automate data refresh, workflows, and integrations across tools.
- ✓ Work on real-world analytics projects and industry case



- ✓ studies.
- ✓ Gain the confidence to create professional dashboards that support smarter business decisions.



Student Success Stories

Best Power BI training! whalecourse offers expert trainers, practical lessons, and career support, helping students excel in analytics roles.

Arun K.
Student

Whalecourse helped me upskill in Power BI quickly. The practical lessons allowed me to implement analytics solutions at my workplace immediately.


Arjun S.
Data Analyst

I recommend whalecourse graduates—they come with strong Power BI skills, experience, and are ready to contribute to business analytics projects.

Meera R.
Analytics Manager

Master In-Demand Job Guarantee IT Courses

Gain hands-on skills in the latest IT tools and techniques to become job-ready and advance your career.



Data Analytics

POWER BI + TABLEAU + PYTHON + SQL + POWER APPS + POWER AUTOMATE + EXCEL

60+ Hours + Placement Training

Online, Offline

English, Tamil

Dive In



AWS


EC2 + S3 + IAM + VPC + EFS + EBS + SQS + SNS + CODE DEPLOY & CODE PIPELINE

120+ Hours + Placement Training

Online, Offline

English, Tamil

Dive In



Testing

JAVA + SQL + SELENIUM + BASIC FRAME WORK + ADVANCED FRAME WORK + MANUAL TESTING + API TESTS + MOBILE TESTING + IPT

90+ Hours + Placement Training

Online, Offline

English, Tamil

Dive In



Digital Marketing


SEO + SEM + SMM + SMO + WORDPRESS + CANVA + CONTENT WRITING + PPC

60+ Hours + Placement Training

Online, Offline

English, Tamil

Dive In



Full Stack Dev

HTML + CSS + JAVA SCRIPT + ANGULAR JS + REACT JS + CORE JAVA + ADVANCED JAVA + J2EE + SPRING BOOT + MYSQL + MONGO DB + DEVOPS TOOLS

90+ Hours + Placement Training

Online, Offline

English, Tamil

Dive In

Why Whale is the Smarter Choice

Whales

Others

Languages

English, Hindi, Telugu & தமிழ்

English, Hindi, Telugu & தமிழ்

	English, Hindi, Telugu & Gujarati	English, Hindi, Telugu & Gujarati
Support 1:1	Mail, Chat & Call – 24/7	Mail, Chat & Call – 24/7
Support Until Placement	✓	✗
Mock Interview	✓	✗
Real Time Projects	✓	✗
Lifetime Access Recordings	✓	✗
Lifetime Access Materials	✓	✗
Interview Questions	✓	✗
Working Professionals as Trainers	✓	✗

Whale Courses Certification: Key Benefits



Global Recognition

Earn a certification that is recognized worldwide, enhancing your credibility and career opportunities.



Stand Out From

Showcase your skills and distinguish yourself from the competition in the data analytics industry.



Competition with Whalescourse

Gain an edge over peers by showcasing your Whalescourse certification and industry-relevant skills.



EMI One Time

₹15,000


+ GST

Per month • For 2 months

Data Analytics

Features

- 20 Sessions & 4 Tools
- 60-Hour Live Classes
- English, Tamil
- Lifetime Access to Recordings
- 5 Final Projects
- Placement Support



Frequently Asked Questions

[Placement](#)

[Pricing](#)

[Mentors](#)

[General](#)

Does Whalecourse provide placement support? –

Yes! We offer dedicated placement assistance including resume building, interview preparation, and guidance on job opportunities in analytics and BI roles.

Do I need prior experience to get placed after the course? +

Will I get real-world projects to strengthen my resume? +

Can I get guidance for remote or freelance opportunities? +

Company

[Home](#)

[SQL Compiler](#)

[Placements](#)

[Blogs](#)

Job Guarantee Courses

[Data Analytics](#)

[AWS](#)

[Testing](#)

[Digital Marketing](#)

[Full Stack Development](#)

Social Profiles

[YouTube](#)

[Facebook](#)

[Instagram](#)

[Twitter](#)

[LinkedIn](#)

[Threads](#)

[Pinterest](#)

Our Location

No 6, OMR Road, Nehru Nagar, Perungudi, Chennai, Tamilnadu – 600 096, Land mark : (Next to Shree Gupta Bhavan)

[View on Map](#)

Mail: whalecoursetechnologies@gmail.com

Phone No: 89 3995 5993

We are conveniently located in Chennai. If you are staying or looking training in any of these areas, Please connect with our career advisors to discover your closest branch.

Our Service Location: Velachery, Adyar, Tambaram, Anna Nagar, T.Nagar, OMR, Porur, Thiruvanniyur, Siruseri, Madipakkam, Medavakkam, Guindy, Kodambakkam, West Mambalam, Mylapore, Saidapet, Chromepet, Pallavaram, Ashok Nagar, Vadapalani, Perungudi, Thoraipakkam, Sholinganallur, Ambattur, Avadi, Poonamallee, Mount Road, Egmore, Nungambakkam, Kilpauk, Purasawalkam, George Town, Royapettah, Alwarpet, Besant Nagar, Kotturpuram, Nandanam, Virugambakkam, Valasaravakkam, Porur, Ramapuram, Manapakkam, Mugalivakkam, Maduravoyal, Vanagaram, Ayapakkam, Mogappair, Anna Nagar West, Thirumangalam, Kolathur, Villivakkam, Perambur, Vyasarpadi, Tondiarpet, Tiruvottiyur, Ennore, Minjur, Red Hills, Puzhal, Madhavaram.

Tamil Nadu Districts & Cities We Serve: Tirupur, Nagapattinam, Coimbatore, Sivagangai, Hosur, Theni, Villupuram, Kumbakonam, Karur, Perambalur, Tirunelveli, Dharmapuri, Madurai, Tenkasi, Cuddalore, Avinashi, Tiruchirappalli (Trichy), Krishnagiri, Nilgiris (Ooty), Ramanathapuram, Vellore, Kanchipuram, Dindigul, Ranipet, Tiruvannamalai, Sivakasi, Namakkal, Pollachi, Thanjavur, Pudukottai, Virudhunagar, Mayiladuthurai, Tirupattur, Ariyalur, Erode, Salem, Mettupalayam, Nagercoil (Kanyakumari), Thoothukudi (Tuticorin), Kallakurichi, Palani & all major towns across Tamil Nadu.

We assure you that traveling an additional 10-15 minutes will lead you to the "The Best Training Institute" which is worthy of your investment and career.

[Privacy Policy](#) . [Refund Policy](#) . [Terms and Conditions](#) . [Cookie Policy](#) . [Terms of Use](#) . [Disclaimer](#) 

No 6, OMR Road, Nehru Nagar, Perungudi, Chennai, Tamilnadu – 600 096, Land mark : (Next to Shree Gupta Bhavan)

© Classroom & Online Training Courses and Certification | All rights Reserved by whalecoursetechnologies.com